


Slit Lamp Instructions – Basic use

The slit lamp should be stored against the wall as pictured, switched off and clean ready for use.



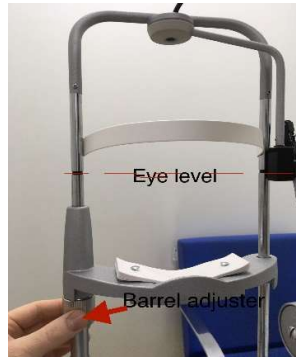
When moving the slit lamp trolley, ensure the pendant is secured by **fully tightening the locking wheel**.



To supply power the trolley to allow for table height adjustment press the green rocker switch. Use the black arrow toggle switches to raise / lower the table to the desired height.




The patient should rest chin on the chin rest and gently press forehead against the headrest strap. The black lines on the head rest section indicate eye level of the patient. The chin rest height can be adjusted using the rotating barrel adjuster.



To supply power to the lamp press the green rocker switch to left hand side of trolley. To illuminate beam use the rotary knob marked 0-10.



With the pendant locking wheel loosened, the pendant can be advanced towards the patient. The height of the light beam can be adjusted by rotating the joystick clockwise / anticlockwise.



Adjust binocular eyepiece to focus.



Select the desired beam by using the rotating setting screw & slide lever for filters.



Magnification can be changed using the rotating wheel.



The fixation arm can be used to keep patient's gaze fixed to a desired position, reducing possibility of unwanted eye movement during examination / procedure.



To use the second observer / teaching scope, fully lift the silver switch.



By **fully depressing** the blue button, the scope can be moved to desired position. The observer scope should be replaced to original / upright position when not in use and the silver switch fully depressed. The blue button **MUST** be fully depressed when moving the observer scope.



The focus of the observer can be adjusted by rotating adjuster. The orientation of the images in the observer scope can be adjusted using the barrel adjuster.



All switches should be off, machine cleaned, and pendant locking wheel tightened after use and stored against the wall as per first picture.

Leon Amos

Nurse Practitioner

Minor Injuries Unit

Royal Infirmary of Edinburgh

January 2020